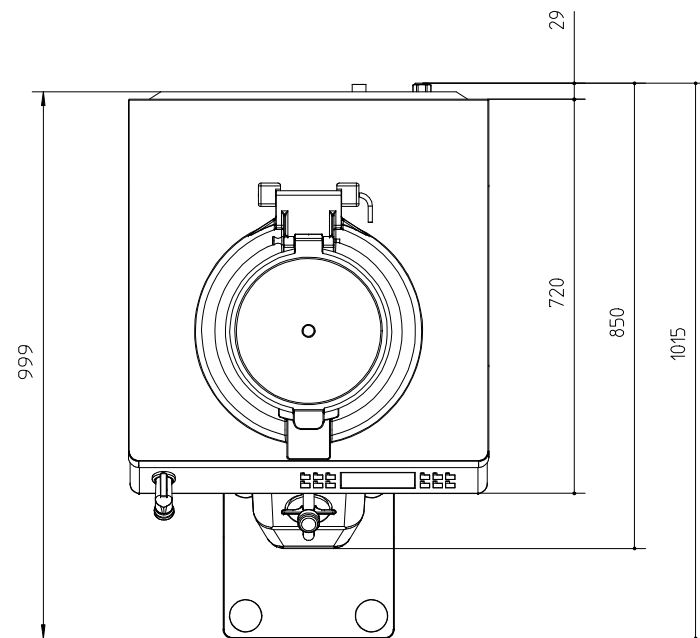
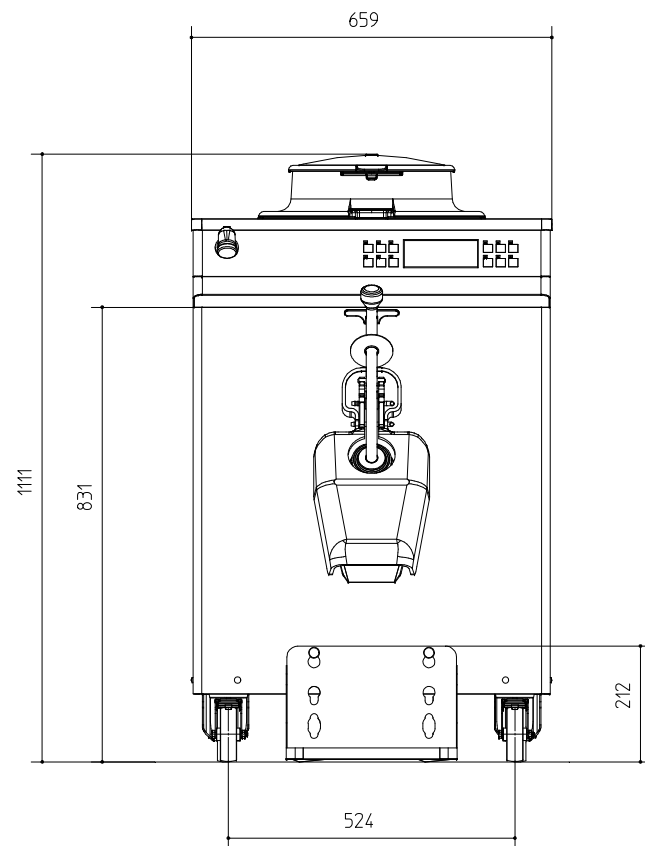
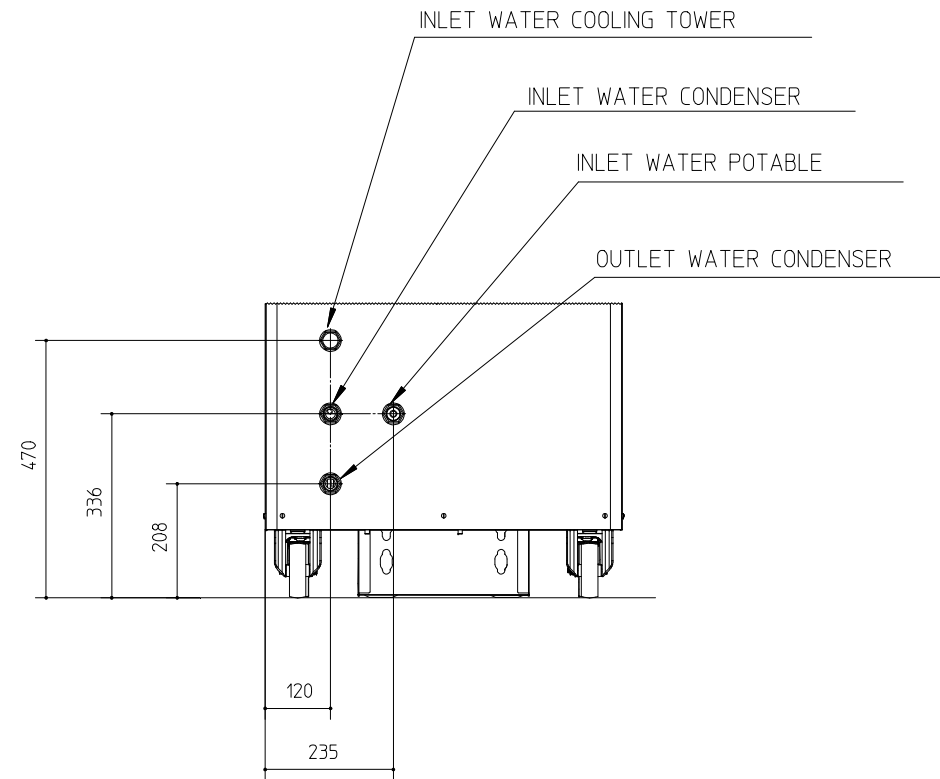


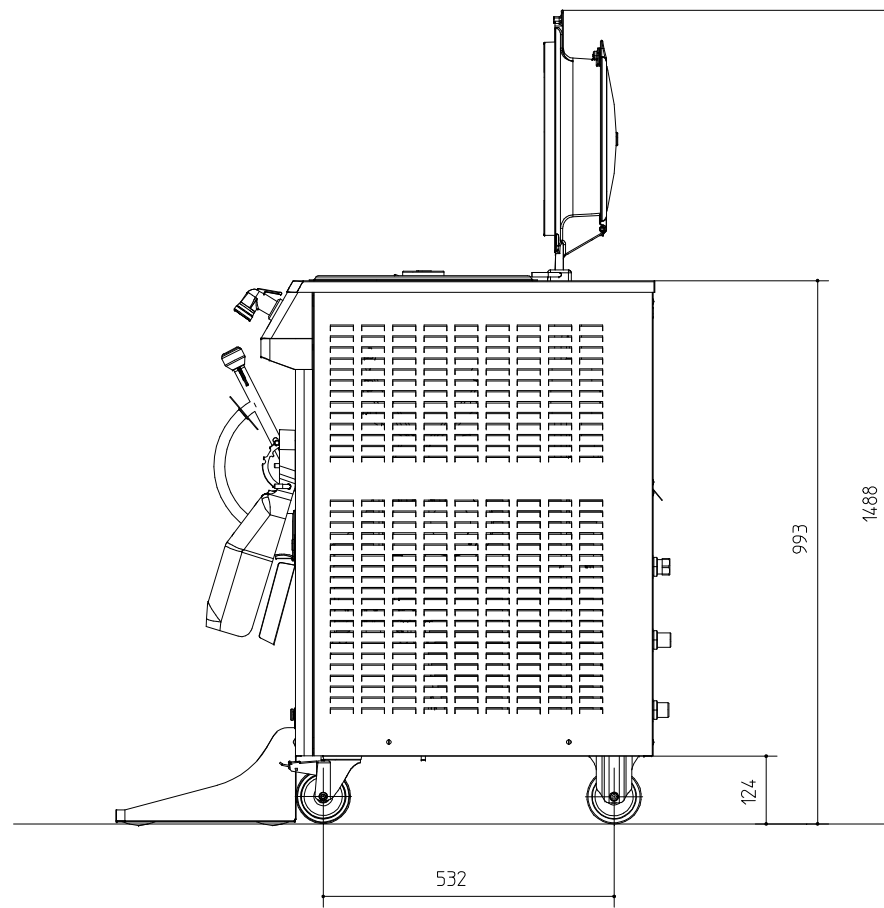
UPPER VIEW



DETAIL REAR



FRONT VIEW



SIDE VIEW

No.	REVISION 00		
Updated on	20/06/2019		
Machine	PASTOCHEF 32 NC		
Type	400/50/3 W		
Code	IC847422140		
Electricity	Voltage tension	400	V
	Frequency	50	Hz
	Phase	3	P
	Rated power input	4	kW
	Max current flow *	6	A
	Fuse size	10	A
Size **	Width	659	mm
	Depth	999	mm
	Height	1111	mm
	Net weight	215	kg
	Refrigerant	R-134A	type
Cooling water	Consumption (20°C)	280	Lit/h
	Size of water in	3/4" GAS	inch
	Size of water out	3/4" GAS	inch
	Production capacity in 2 hours	30	kg
Approved by	Carpigiani Bologna	1) Mrs. Sardone 2) Mr. Lazzarini	

* Max current flow => Data has been taken when machine worked properly under right conditions,

**Tolerance =>± 1mm, Joint of cooling water in/out are not measured, Above power, current flow, water consumption and production capacity depend on various condit type of mix/quantity/temperature/calibration/way of using, consumption of part, etc,

